

Montgomery Catholic Preparatory School
English 9 Honors
Summer Reading 2026

1. Students in English 9 Honors are REQUIRED to read ***Lord of the Flies* by William Golding** (ISBN-10: 0399501487).
 - ★ Summary of the novel (from Amazon): “At the dawn of the next world war, a plane crashes on an uncharted island, stranding a group of schoolboys. At first, with no adult supervision, their freedom is something to celebrate. This far from civilization they can do anything they want. Anything. But as order collapses, as strange howls echo in the night, as terror begins its reign, the hope of adventure seems as far removed from reality as the hope of being rescued.”
 - ★ You will need to have the book with you in class when we begin school on August 12th. We will spend the first several days of the year discussing the novel. There will be a quiz on Thursday, August 20th.
 - ★ Complete the **summer reading graphic organizer on pages 2-3** of this document, and bring it with you to class on **Thursday, August 13th** for a grade.

2. **Select an additional book to read.** Choose a book that appeals to your interests! Guidelines:
 - May choose either a fiction or nonfiction book
 - Must be a book you ***have not read before***
 - Must be on your reading level; select a book written for teenagers or adults
 - Minimum 150 pages in length
- ★ After reading the book, **create a 12 sided Bloom Ball**. **Instructions for each side are on pages 4-6. Construction for all sides is on page 8.** I have included the template needed for the project (page 7); you will need to print it out for each side.
 - **All work must be done by hand.** No electronic/typed submissions will be accepted.
 - Use pencils, pens, markers, colored pencils, crayons, etc. but it needs to be legible! Please put your name on side 12.
 - Neatly and creatively fill up the ENTIRE Bloom template with the elements listed on each slide.
- **Please write the following Veritas pledge on BOTH assignments: “I pledge before God and man that ALL work is my own, and I have neither given nor received undue aid on the assignment.”**
- If you have questions about these assignments, please don’t hesitate to reach out to Mrs. Adams via email adamsfamily@montgomerycatholic.org

Happy Summer and Happy Reading!

Summer Reading Graphic Organizer - Lord of the Flies by William Golding

Name:

Veritas Pledge:

Part I: PLOT SUMMARY STORYBOARD: Illustrate and write a 1-2 sentence caption for 3 main plot events from each section of the novel. You do not need to use complete sentences. (You will not be graded on your drawing abilities! Just do your best and neatest work.) This should all be done in your own handwriting. Electronic/typed work will not be accepted.

BEGINNING:

Illustration:	Illustration:	Illustration:
Caption:	Caption:	Caption:

MIDDLE:

Illustration:	Illustration:	Illustration:
Caption:	Caption:	Caption:

END:

Illustration:	Illustration:	Illustration:
Caption:	Caption:	Caption:

Part II: Writing prompts: Choose ONE of the following prompts to answer in a creative and detailed response.

1. Write a **journal entry** from the perspective of one of the characters. Choose any moment in the novel and imagine what it would have been like to be one of the characters. Write a detailed journal entry that is imaginative and yet accurately reflects the personality of the character. (Two paragraphs long; 5-7 sentences per paragraph)
2. Imagine that you are a news reporter who is assigned to interview the boys after they make it off the island. Write a **news story** about what happened to them on the island. Be sure to include quotes from the characters you interviewed. (Two paragraphs; 5-7 sentences each)
3. Pretend that you are a **casting director** making a movie version of *Lord of the Flies*. Choose actors to play four of the characters, and explain why you chose each actor. (Each explanation should be 3-4 sentences long. Be sure to explain why both the actor's physical attributes, personality, and past acting roles would make him a good fit for the role you are casting.)

Prompt # _____

Bloom Ball Sides

BLOOM BALL

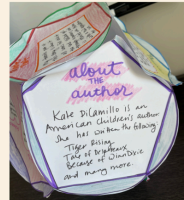

side 1

BOOK TITLE

Name the book title and the author.

Discover more about the author and write a short paragraph about his or her background and experience.

- The book _ was written by _
- The author _ was born in _ and grew up in _
- During _'s childhood _
- _ also wrote _ and _
- Before _ was an author, _ was _
- _ wanted to be an author because _
- My favorite book written by _ is _



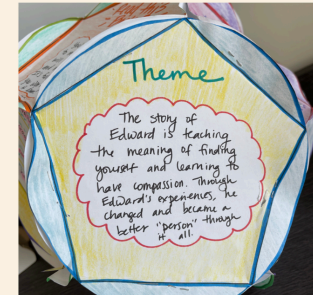
BLOOM BALL

side 2

THEME

Explain the theme of the story and how the character's actions contribute to the theme

- The theme of _ is _
- When _ then _ which contributes to the theme.
- _ also _ and that is why _
- _'s actions are _ which is why _
- There are many themes in _ . One theme is _
- _'s actions contribute to the theme because _




BLOOM BALL

side 3

DESCRIBE

Describe the main character's traits, motivations, actions, and feelings.

- The character is _ and _
- _, the main character, is motivated by _
- _'s motivations are _ because _
- The character _ because _ which leads to _
- _ feels _ because _
- When _ does _ , then _



BLOOM BALL

side 4

1, 2, 3

Write a level 1, 2, and 3 questions about any part in the story.

- The character is _ and _
- _, the main character, is motivated by _
- _'s motivations are _ because _
- The character _ because _ which leads to _
- _ feels _ because _
- When _ does _ , then _

Level One	Level Two	Level Three
These questions can be answered with yes, no, or specific information found in the text. Someone could point to the information, read it, or see it.	These questions require you to expand on what you already know by using facts, details, or clues.	These questions require you reflect upon your thinking and be able to respond with a personal opinion that is supported by facts.
define, repeat, name, list, recall, match, identify	compare, contrast, outline, analyze, infer, support, construct	prove your answer, value, decide, assess, summarize, give reasons for
What happened _ ? Locate in the story where _ When did _ take place? List the _ Where did _ Who was/were _ What events led to _ ?	What would happen to you if _ ? What occurs when _ ? Compare and contrast _ Give me an example of _ What is the author trying to explain when _ and _ ? Make an inference about _	Design a _ to show _ Write a new ending to the story. Describe the events that might occur if _ Pretend you are _ and write _ What do you think will happen to _ ? Why? If you were there would you _ ?


BLOOM BALL

side 5

2-COLUMN

Create a 2-column chart. Use the chart to document your three favorite quotes.

List the quotes in one column and use the other column to explain the importance of the quote.



QUOTE | IMPORTANCE

- The quote is important because _
- I chose this quote because _ and _
- One reason this quote is memorable is _

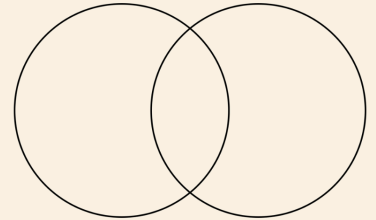
BLOOM BALL

side 6

VENN DIAGRAM

Use a Venn Diagram to compare and contrast two different elements of the story.

You can choose what you want to compare and contrast. Think characters, settings, actions, etc.



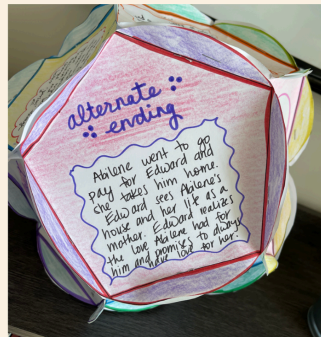
BLOOM BALL

side 7

CHANGE ENDING

Write an alternate ending.

Draw a picture to go along with the ending.




BLOOM BALL

side 8

PROBLEM

Describe a problem in the story. Why is it a problem and what does it cause the main character to do?

- One problem in the story is _
- The problem causes the main character to _
- The problem in the story is _ and the character _ because _



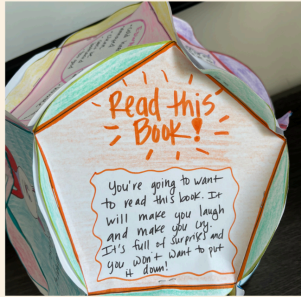
BLOOM BALL

side 9

READ THIS!

Write a paragraph convincing a friend to read this book.

- You should read this book because _
- Have you heard of _? It is so good because _
- I think you should read _ because _
- There are so many reasons that _ is a good book and I think you would really enjoy it because _
- I've never loved a book as much as I love _



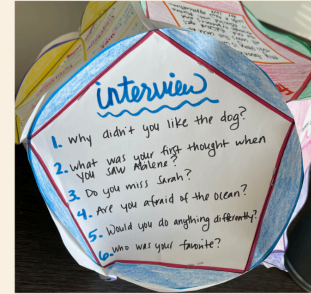
BLOOM BALL

side 10

QUESTIONS

Come up with six interview questions you would ask the main character if you had the chance to interview them.

- Tell me about a time you _
- Why did you _ and _?
- Explain what you were thinking when you _
- Would you do _ again?
- Would you do _ differently?




BLOOM BALL

side 11

LEXICON

Pick 10 words from the story, define them, use them in a sentence, or draw a picture to explain what the word means.



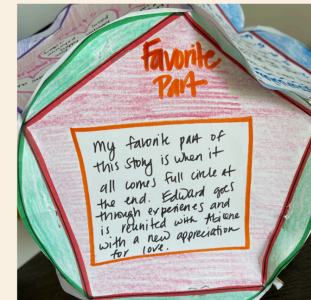
BLOOM BALL

side 12

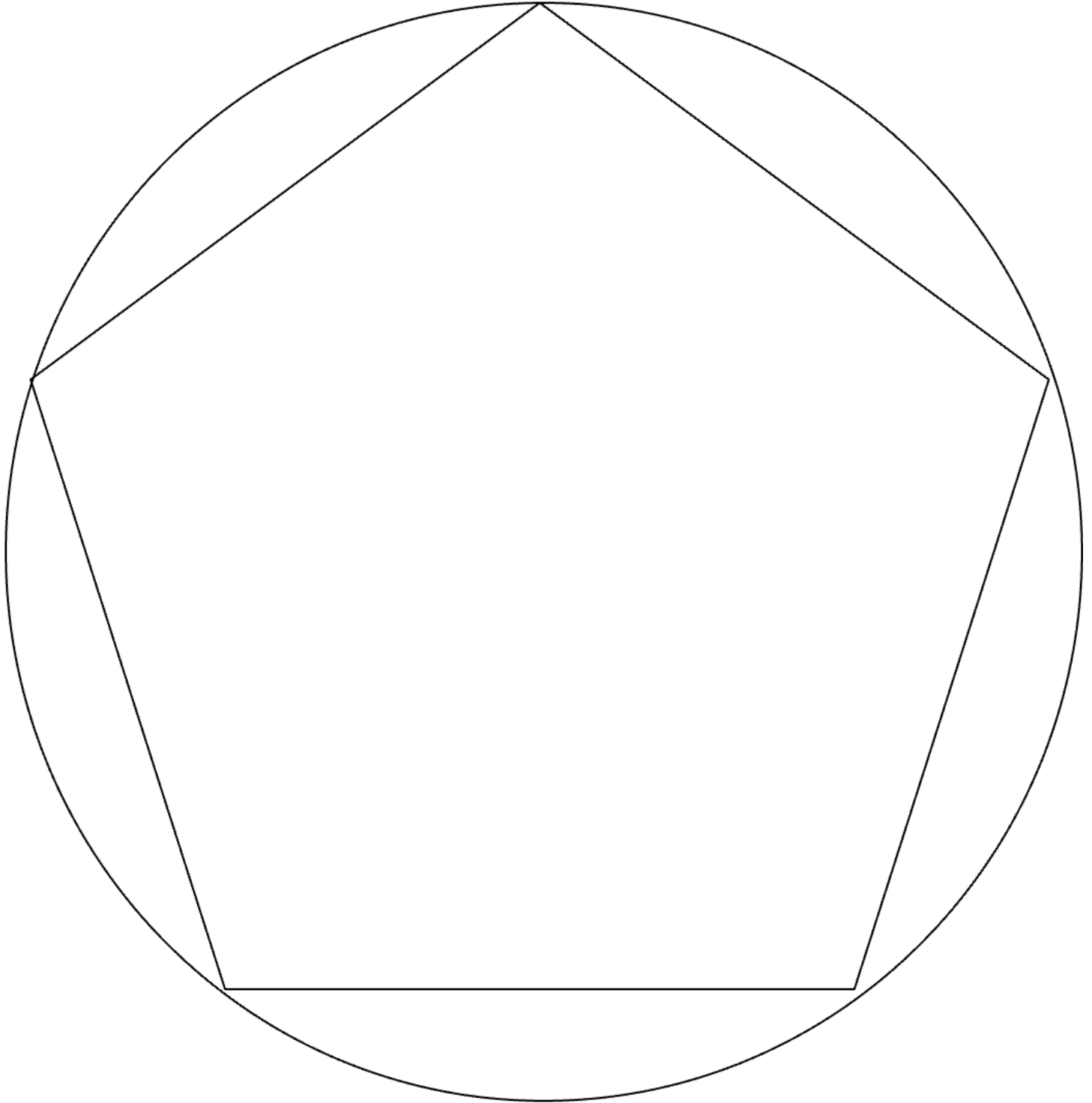
WRITE

Draw a picture or write about your favorite part of the story.



- My favorite part of the story was _ because _
- I really liked _ because _
- When _ happened, I realized _
- This was a great book because _




Bloom Ball Template- you will need to print one of these for each side of the project!



HOW TO CONSTRUCT





Cut out all of the pieces and fold the edges inward. Make sure to fold so there is a strong crease. Do this to all 12 pieces.



Staple six of the pieces together.

You will have two separate halves of the Bloom Ball.



Staple both sides together to get your finished product.